



When it comes to ultimate adaptability to numerous flooring types, **DYNAMIC®** holds the market. Breaking all the rules, this revolutionary product saves time with its instant access to light traffic. Dynamic® provides the waterproof benefits of a hard-set adhesive while aggressively retaining PSA-like surface tack.

Shelf Life: 2 Years



AVAILABLE IN 1- AND 4-GALLON PAILS

PRODUCT BENEFITS

- Immediate access for light traffic (PSA)
- ColorReady® technology improves install accuracy
- High-strength, waterproof bond
- PSA performance with hard-set resilience
- LEED v4 contributing
 - VOC content 11 g/L (meets SCAQMD Rule 1168)
 - CDPH/EHLB Standard Method v1.2
 - Does not contain methylene chloride and perchloroethylene
 - Contributes to low emitting materials

APPROVED FLOORING TYPES

- LVT/LVP
- Carpet tile (hard- and soft-backed)
- Sheet goods (vinyl, homogeneous, heterogeneous, fiberglass)
- Rubber (tile and sheet)
- WPC/WSC
- Cork-backed hard surface
- Cork underlayment
- VCT/VET
- Broadloom carpet (breathable and vinyl-backed)
- Carpet cushion to substrate
- Stair treads (rubber and vinyl)

APPLICATION METHODS



90-350 sf/gal



Note: Coverage range dependent upon substrate composition and porosity, application method and flooring type.

CERTIFICATIONS



RH



99%

pH



5-12

MVER



12 lbs

*DRY TIME



30-60 min

*WORKING TIME



12 hrs

CURE TIME



12 hrs

*LIGHT TRAFFIC



0 min

HEAVY TRAFFIC



24 hrs

HEAVY ROLLING LOADS



48 hrs

*Data icons reference PSA usage only. See technical data sheet for details.

APPROVED FLOORING TYPES

- LVT/LVP • Carpet tile (hard- and soft-backed) •
- Sheet goods (vinyl, homogeneous, heterogeneous, fiberglass) •
- Rubber (tile and sheet) • WPC/WSC • Cork-backed hard surface •
- Cork underlayment • VCT/VET • Vinyl-backed broadloom carpet •
- Carpet cushion to substrate • Stair treads (rubber and vinyl) •

DESCRIPTION

When it comes to ultimate adaptability to numerous flooring types, Dynamic® holds the market. Breaking all the rules, this revolutionary product saves time with its instant access to light traffic. Dynamic® provides the waterproof benefits of a hard-set adhesive while aggressively retaining PSA-like surface tack.

APPROVED SUBSTRATES & SURFACES

- APA underlayment grade plywood and OSB
- Association grade particleboard
- Concrete and radiant heated subfloors that do not exceed 85°F (30°C)
- Cement backer board
- Existing well-bonded non-cushion-backed vinyl, tile and sheet flooring
- Fully secured cork underlayments
- Gypsum and lightweight concrete (primed with Taylor 2025 Universal Primer or Enhance®)
- Terrazzo (properly prepared with all waxes and surface finishes removed)

SUBSTRATE TESTING

RH - 99% [ASTM F2170]
pH - 5-12
MVER - 12 lbs [ASTM F1869]

SUBSTRATE & SURFACE PREPARATION

Follow flooring manufacturer's guidelines for allowable levels of moisture. Substrate must be prepared per ASTM F710-05 standards including, but not limited to the following:

- Concrete floors must be dry, clean, smooth and structurally sound. They shall be free of any foreign materials that might prevent adhesive bond, including dust, dirt, solvent, paint, wax, oil, grease, residual adhesive, adhesive removers, incompatible sealers, fire-retardant chemicals, fungicides, release agents, alkaline salts, excessive carbonation, laitance, mold, mildew, and curing, sealing, hardening or parting compounds.
- Fill all surface cracks, grooves, depressions, control joints and non-moving joints with moisture-resistant patching and self-leveling compounds, allow to fully cure and correct high spots before applying adhesive.
- The substrate, adhesive and flooring must be acclimated in an enclosed building with the HVAC operational between 60-95°F (15-35°C), and between 30-65% relative humidity, for at least 72 hours before, during and after the installation.
- When installing over radiant heated subfloors, turn the heat off for 24 hours before, during and after installation. Failure to turn the heat off may result in shortened working time of the adhesive. When turning radiant heat back on, raise it incrementally, not to exceed a change of more than 5 degrees per hour to a maximum of 85°.

PRECAUTIONARY NOTES:

- Concrete must be placed in strict accordance with applicable standards and specifications. An intact moisture vapor retarder must be present below the concrete (see ASTM E1745), must be fully cured (at least 45 days) and without hydrostatic pressure.
- Although Dynamic® is a high-moisture tolerant adhesive, it does not form a moisture vapor barrier and will not protect flooring from moisture damage.
- Flooring must be acclimated per manufacturer's guidelines.

APPLICATION INSTRUCTIONS

Follow flooring manufacturer's guidelines for layout, design and any special precautions for installation.





1. Spread adhesive using required tools (see tool chart below).
2. Install flooring per the instructions below dependent upon desired application method.
 - PSA (porous and non-porous substrates)
 - Wait 30-60 minutes after adhesive is spread to allow it to dry (adhesive will darken to visually cue installer).
 - Working time is approximately 12 hours under acceptable temperature and humidity conditions.
 - Semi-wet set (porous substrates only)
 - Wait 20-30 minutes after adhesive is spread to allow it to skin over.
 - Working time is approximately 20-30 minutes under acceptable temperature and humidity conditions.
 - For sheet vinyl, back-roll the adhesive with an adhesive saturated roller to smooth out the trowel ridges.
3. Roll and cross roll floor with a 75-100 lbs (34-45 kg) roller at the end of the installation to ensure proper transfer of adhesive.

PRECAUTIONARY NOTES:

- Do not wet mop the floor for 72 hours after the install is complete.
- Do not strip and finish the floor for 72 hours after the install is complete.
- Reseal lid when not in use to protect product.

REQUIRED TOOLS AND COVERAGE

*Trowel dimensions are width X depth X spacing. Coverage is approximate and may vary depending on porosity of substrate and the angle at which the trowel is held.

Flooring Type	Tool* (images not to scale)		Estimated Coverage
Porous: LVT/LVP, Carpet tile (hard- and soft-backed), Sheet goods (vinyl, homogeneous, heterogeneous), Rubber (tile and sheet), WPC/WSC, Cork-backed hard surface, Cork underlayment, Stair treads (rubber and vinyl)	1/16" x 1/16" x 1/16" (1.6mm x 1.6mm x 1.6mm) Sq Notch		150-180 sf/gal
Non-porous: LVT/LVP, Carpet tile (Hard- and soft-backed), Sheet goods (vinyl, homogeneous, heterogeneous), VCT/VET, Stair treads (rubber and vinyl)	1/16" x 1/32" x 1/32" (1.6mm x .8mm x .8mm) U Notch		220-260 sf/gal
Broadloom (breathable)	1/8" x 1/8" x 1/16" (3.2mm x 3.2mm x 1.6mm) V Notch		90-120 sf/gal
Hard-backed carpet tile, Fiber-glass sheet goods	3/8" (10mm) Short nap paint roller		Up to 350 sf/gal

It is the sole responsibility of the contractor/installer to determine the proper porosity of the subfloor, apply the proper amount of adhesive for the job conditions and ensure that all instructions, procedures and practices are strictly adhered to.

CLEANING INSTRUCTIONS

While product is still wet: use a damp cloth and water to remove.

While product is still soft: use Taylor Touchdown #9 adhesive remover/stripper, denatured alcohol or mineral spirits. Always check compatibility on a piece of scrap flooring.

See next page for Product Characteristics

PRODUCT CHARACTERISTICS

Product Identification	Transitional Pressure Sensitive Adhesive
Base Chemistry	Hybrid acrylic
Curing Method	Proprietary modified cross-linking
Appearance	Mint green (wet), Dark green/teal (dry)
Consistency	Smooth, medium viscosity liquid
Application	Easy troweling or roller applied
Flammability	Non-flammable
Freeze/Thaw	Stable to 10°F (-12°C)
Shelf Life	2 years
Moisture Control	N/A
RH	99%
pH	5-12
MVER	12 lbs
Open Time	20-30 min (semi-wet set)
Dry Time	30-60 (PSA)
Working Time	12 hrs (PSA), 20-30 min (semi-wet set)
Cure Time	12 hrs
Pot Life	N/A
Light Traffic	0 min (PSA) 12 hrs (semi-wet set)
Heavy Traffic	24 hrs
Heavy Rolling Loads	48 hrs
Solvents	None
Isocyanates	None
VOC (g/L) - SCAQMD Rule#1168	11
LEED Points	Contributes to low emitting materials
Certifications	Greenguard, FloorScore, CRI Green Label Plus
IIC (Delta)	N/A
STC (Delta)	N/A

MOISTURE

TIME

TRAFFIC

SUSTAINABILITY

ACOUSTICS

STORAGE

This product should be stored at temperatures between 50-90°F (15-32° C). While this product is freeze-thaw stable, it is necessary to protect it from freezing. Freeze/thaw stable to 10°F (-12°C).

CAUTION

DO NOT take internally. If swallowed, DO NOT induce vomiting. Call a physician immediately. KEEP OUT OF REACH OF CHILDREN.

WARRANTY INFORMATION

For warranty information, call Technical Services at **(800) 868-4583, Ext: 2221**, visit us on the web at **www.wftaylor.com** or e-mail us at **tech@wftaylor.com**. Flooring manufacturer's and Taylor's written pre-installation and installation instructions must be strictly followed or the Taylor warranty will be void.